

VILLANOVA UNIVERSITY
CAREER SERVICES

Class of 2007

Undergraduate Placement Report
preparation

knowledge
community service
leadership
technology
teamwork
experience
industry
business
commitment

The Power of
VILLANOVA



opportunity
professionalism
internship
citizenship
intellect
graduate education
transformation
value
public service



Table of Contents

- 3 Introduction
- 4 Class of 2007 Statistics
- 10 College of Liberal Arts & Sciences
- 14 Villanova School of Business
- 16 College of Engineering
- 18 College of Nursing
- 20 Career Services Staff

Salary and placement data for the Villanova University Class of 2007 was obtained through a Career Services Office survey of students who received bachelor's degrees in May 2007. Each student was contacted at least three times between May and December, 2007. Of the 1,337 students receiving degrees, 81.8% responded to the survey. Typical response to similar surveys conducted at other institutions is 40% to 50%. Students with more than one major are counted only in their primary major. Full placement statistics are available at:

www.careers.villanova.edu

Nationwide comparative salary data in this report is used with permission of the National Association of Colleges and Employers. Copyright holder – Fall 2007 Salary Survey.



Introduction

It's more than just numbers.

As you read through this report you'll see some impressive data. The survey draws a great response rate, salary statistics are higher than the national average, the employing organizations and postgraduate programs are among the finest in the world, and the graduates are doing what they love.

Beyond the numbers are the testimonials of members of the class of 2007 and the employers who hire them. All of them point to the opportunities afforded to students both in and out of the classroom that hone their skills and shape their character. Students develop values that guide them toward meaningful life work in all sectors including business, technology, the arts, health care and public service.

Villanova provides students not only with the degree to begin their career, but with the standards to live more fully as citizens and leaders in whatever path they choose. Our timeless education—a classic liberal arts vision which provides the scaffolding for an intellectually rigorous 21st century university—connects our students to the best of the past and the promise of the future, to Augustinian ideals and technology, to service and substance.

The Career Services Office meets over 3,500 students each year through 150 workshops and programs, individual appointments and the On Campus Interview Program. It's a thrill to see the students developing the confidence to speak about their college experiences and vision for the future. Celebrate the power of a Villanova education in these pages.

—Nancy Dudak, Career Services Director



BRYAN ZIMDAHL '07
B.S. in Biology
Ph.D. Student
Duke University

I am conducting research in the cell and molecular biology program in the Department of Pharmacology and Cancer Biology. The professors in my freshman General Biology course introduced me to Bloom's Hierarchy of Cognition. They challenged the freshmen biology students to move away from simply acquiring knowledge through recalling definitions to a more advanced level of understanding where we analyze, synthesize and evaluate. All of the courses I took in the sciences stressed this higher level of thinking.

At Villanova, with such an impressive faculty to student ratio, you're bound to interact with professors who inspire and challenge you. My senior thesis mentor graciously allowed me to work in her lab where I developed the necessary skills for postgraduate work.



A World of Opportunity

The value of a Villanova University education is evident on the pages that follow. Our graduates find increasing opportunities to pursue their chosen profession with top companies, continue their studies at highly rated graduate schools around the country, or serve the greater good through the military or service to community. We are proud of the intellect, talent, values, leadership and commitment the graduates of the class of 2007 are now bringing to their chosen paths in our communities, our country and around the world.

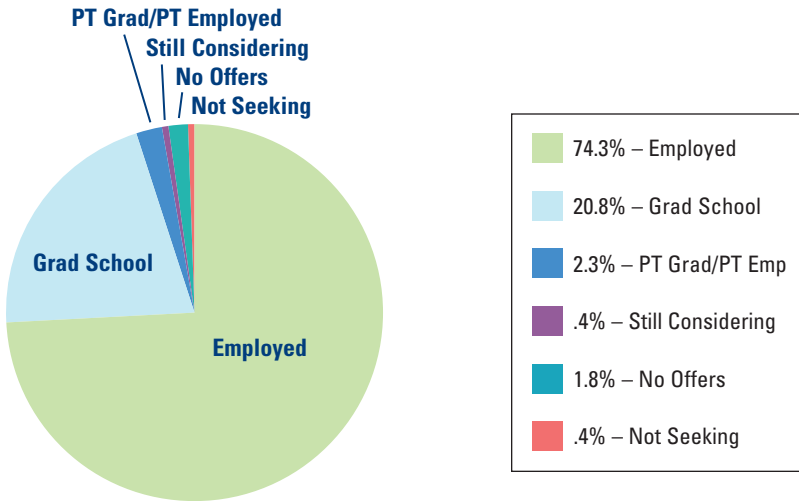
Class of 2007 Statistics

On the pages that follow you will find a list of the top graduate schools and major employers of our May 2007 graduates who earned bachelor's degrees.

2003 – 2007 Career Choices

The percent of Villanova University graduates who are either employed or attending graduate school continues to increase and has grown from 91% of the graduating class of 2003 to 95.1% for the class of 2007.

	2003	2004	2005	2006	2007
Employed	66%	68%	72%	74.4%	74.3%
Grad School	25%	25%	24%	22%	20.8%
PT Grad/PT Employed	4%	4%	1.5%	1%	2.3%
Still Considering Employment	.6%	2%	.5%	.2%	.4%
No Offers	4%	3%	1.5%	2.1%	1.8%
Not Seeking Employment	.4%	—	.5%	.3%	.4%



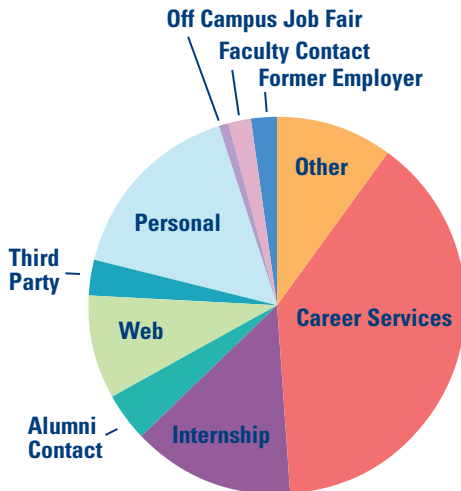
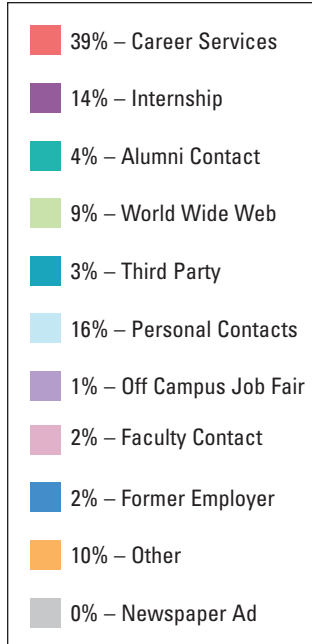


JACLYN FARWELL '07
B.S. in Nursing
Fulbright Scholar
Teaching Assistant – Korea

I am living in Korea and working as an English teaching assistant on a Fulbright Scholarship. My Villanova education and entire experience there prepared me for this experience by providing me the opportunities such as Habitat for Humanity and mission trips, to expand my heart and mind at my own pace. It is much easier to adjust to life in Korea when I have already built a strong foundation from the wonderful experiences and people at Villanova. The challenging education regime has made it possible to function in a country of a completely different language, and to be able to do so with a smile on my face. When I complete my Fulbright I plan to work as a nurse on either the ICU, NICU or ER. Thank you 'Nova.

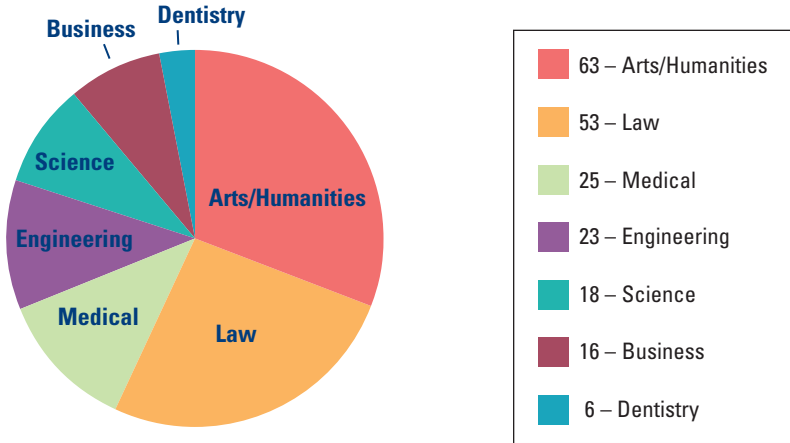
Employment Resources – All Colleges

Our students have many resources available to them in pursuing employment opportunities. The chart below illustrates the resources utilized by students of the class of 2007 who are now employed.



Graduate School Programs

A total of 204 students of the class of 2007 went on to attend graduate programs around the country. The chart below indicates the number of students from the class of 2007 pursuing graduate degrees in various fields (e.g. 53 students are working towards a law degree). Further listings of the top graduate schools attended by students in the College of Liberal Arts & Sciences and the College of Engineering are on pages 13 and 17.



Military and Volunteer Programs

We are proud that many graduates of Villanova University chose to pursue volunteer programs upon graduation, or to serve in the military. Following are statistics for the class of 2007.

	Arts	Sciences	Business	Engineering	Nursing	Total	Percent
Military	21	1	4	13	5	44	4%
Volunteer	12	2	3	4	4	25	2.2%

Breakdown of Students in Military Service

	U.S. Marine Corps	U.S. Air Force	U.S. Army	Naval Surface Warfare	Naval Nuclear Power	Unknown
Navy	7	6	3	2	1	2

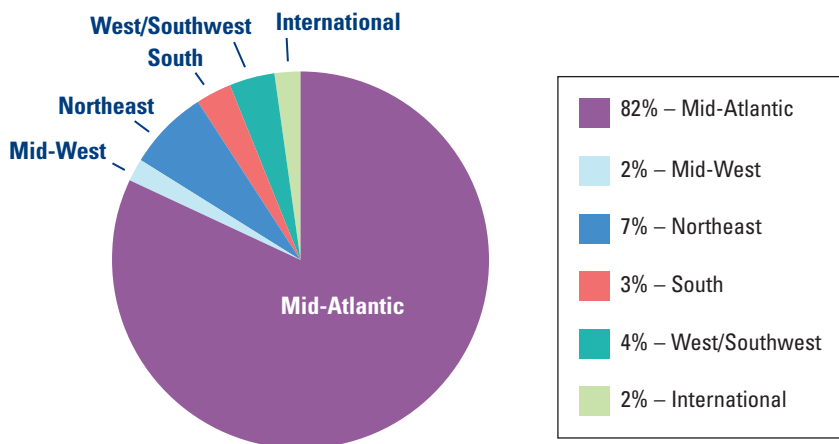
Recruitment Opportunities

An increasing number of employers actively recruit graduates of Villanova University. The number of employers recruiting on campus has increased by 22% over the past five years and interviewing schedules have increased by nearly 54% over this period.

	'02-'03	'03-'04	'04-'05	'05-'06	'06-'07
Recruiting Organizations	276	235	267	296	337
Interview Schedules	384	430	438	487	590
Opportunities Posted	3,233	2,714	3,550	3,736	3,770

2007 Placement by Region

Graduates of the class of 2007 are employed around the country and around the world, extending the geographic reach and impact of the Villanova University alumni community.



Internship Programs

Many students participate in one or more internships during their undergraduate experience. These internships add to their preparation for their lives after graduation.

	Arts	Sciences	Business	Engineering	Nursing	Total	Percent
One internship	211	27	271	88	25	622	56.8%
Two or more	50	5	102	33	5	195	17.8%

2003 – 2007 Major Hiring Employers

Our graduates continue to obtain jobs with top employers in all fields. The following chart illustrates these hiring trends over the past five years:

	2003	2004	2005	2006	2007
PricewaterhouseCoopers	20	32	31	34	29
Ernst & Young	15	16	22	11	34
KPMG	17	25	16	9	22
Lockheed Martin	22	10	16	13	14
Deloitte	9	15	21	13	15
Merrill Lynch	9	15	15	13	16
Morgan Stanley	5	10	13	18	12
Children's Hospital of Phila.	16	16	2	14	10
Goldman Sachs	9	13	12	13	9
Hospital of the U. of Penn.	4	13	14	11	9
Vanguard	8	16	12	6	5
JPMorgan Chase	1	1	15	16	9
Augustinian Volunteers	4	9	10	11	7
Citigroup	1	5	4	7	5
Grant Thornton	5	4	3	5	4
Bear Sterns	2	4	5	4	4
NY-Presbyterian Hospital	3	3	3	5	4
Peterson/Navigant Consulting	1	5	3	3	3
Merck & Co.	3	2	1	5	4
AIG	2	5	4	2	2
Whiting-Turner	3	0	4	5	3
Johnson & Johnson	3	0	3	5	4
Sunoco, Inc.	2	2	3	4	2
MBNA/Bank of America	3	1	6	1	2
American Express/Ameriprise	1	3	1	3	4
SEI Investments	1	2	4	3	2
Georgetown University Hospital	2	0	1	5	4
Deutsche Bank	2	1	1	4	4
Eli Lilly	1	0	3	2	3
Boeing	2	0	0	4	2
Air Products & Chemicals	0	0	3	2	3
NBC-Universal	0	2	1	3	2

College of Liberal Arts & Sciences




RYAN MCCORMICK '07
B.A. in Communication
NBC Page
NBC-Universal

On any given day, I could be doing a number of different tasks. I may need to lead a tour, assist my boss with administrative duties, or aid in audience services with any number of NBC shows. Knowing how to lead and how to follow in this business are important, but knowing the difference between the two is vital. Interpersonal and organizational communication, multitasking, prioritizing and problem-solving skills are a way of life at Villanova and in what I do now. At Villanova you are not a number or statistic, you are a person—an individual. You gain a very solid foundation during the four years which will enable you to compete in any aspect of life after you graduate.

The College of Liberal Arts and Sciences provides an atmosphere of responsible learning to a varied group of students who will be called to intellectual, moral and professional leadership. It seeks to promote intellectual curiosity and rigor within the University; to instill the fundamentals of critical insight, mature judgment and independent thinking in its students; and to awaken in its students a sense of the importance of values and the moral responsibility of caring for others and working for the betterment of society.

“Employers in the 21st century seek to hire bright, ambitious, and ethically-conscious individuals with superb reading, writing and thinking abilities. Dedicated to the total growth of the individual, the College prepares students to make significant, vital and lasting contributions to society through a vast array of different career options.”

– Kail Ellis, O.S.A., Ph.D.
Dean, College of Liberal Arts and Sciences



College of Liberal Arts & Sciences:

Average Starting Salary for Villanova '07 Grads: \$45,904

National Average Starting Salary: \$37,071

Career Choices - Liberal Arts

	2003	2004	2005	2006	2007
Grad School	29%	32%	33.3%	28.9%	31.4%
Employed	58%	57%	60%	65%	58.6%
PT Grad/PT Employed	4%	7%	2.7%	1%	4.2%
PT Employed	1%	.5%	.1%	2%	1.9%
Still Considering Employment	1%	.7%	.5%	.2%	.2%
No Offers	3%	2.7%	2.9%	2.5%	2.4%
Not Seeking Employment	.8%	.1	.5%	.4%	1.3%

Career Choices - Sciences

	2003	2004	2005	2006	2007
Grad School	62%	52%	57%	56%	53.7%
Employed	34%	43%	40.5%	35.7%	41.2%
PT Grad/PT Employed	3%	3%	1.2%	2.3%	2%
PT Employed	—	1%	.6%	2.3%	1%
Still Considering Employment	—	—	—	1.1%	—
No Offers	.6%	.5%	—	1.5%	2.1%
Not Seeking Employment	—	.5%	.7%	1.1%	—



JOSEPH CARUSO '07
B.S. in Biology
Ph.D. Student
University of Texas at Houston

I am pursuing my Ph.D. in biomedical science at the University of Texas at Houston. I am interested in pursuing a career in cancer research and I am very privileged to be working in the labs at M.D. Anderson Cancer Research Center where I do research on experimental therapeutics. The knowledge I received in the classroom at Villanova has been very important at the graduate level, but I credit the opportunity to work in the laboratory on faculty research as the most important factor in allowing me to be successful at this level. I was given a great deal of responsibility and support, which allowed me to learn the techniques and tools of the laboratory and develop a sense of how to formulate and answer scientific questions.

“We make an effort to identify and recruit the very best person for every job. We consider Villanova an excellent pool of talent because the University fosters students who have a desire to be challenged. The Villanova community exemplifies the importance of leadership, excellence, integrity and teamwork.”

– Jenny Diorio, Campus Recruiter
Goldman Sachs

Average Salary by Major - Liberal Arts

Communication	\$35,780
Criminal Justice	32,800
Economics	51,272
English	38,863
History	36,812
Human Services	28,300
Humanities	41,750
Liberal Arts	40,000
Political Science	41,931
Psychology	37,032
Sociology	35,071

Average Salary by Major - Sciences

Biology	\$37,875
Comprehensive Science	48,100
Chemistry	55,000
Computer Science	59,400
Mathematics	52,000

Top Graduate Schools

Arcadia University
Ave Maria School of Law
Boston College
Catholic University
of America Columbus School of Law
Columbia University School of Dentistry
Columbia University School of Medicine
Cornell University Law School
Drexel University College of Medicine
Duke University
Fordham University Graduate School
of Education
George Washington University
George Washington University
Law School
Georgetown University
Hofstra University School of Law
Jefferson Medical College
LaSalle University
Pennsylvania State University
Philadelphia College
of Osteopathic Medicine
Seton Hall University School of Law
St. John's University School of Law
University of Maryland School of Law
University of Medicine and Dentistry
of New Jersey
University of Pennsylvania
University of Pennsylvania Law School
University of Pennsylvania School
of Dental Medicine
University of the Arts
Villanova University
Villanova University School of Law
Widener University School of Law
Yale University

Major Employers

A&E Television Network
Archdiocese of Philadelphia
Bear Stearns
Broder Bros.
City Year
Constellation Wealth Advisors
DuPont
Eli Lilly
Fox News
General Services Administration
Goldman Sachs
Gregory FCA Communications
Hay Group
KPMG
Lockheed Martin
Merck & Co.
Merrill Lynch
Morgan Stanley
NBC-Universal
Philadelphia Museum of Art
Polo Ralph Lauren
Sageworks
Towers Perrin

“Villanova grads bring enthusiasm, innovation and new insights to the business. Their previous internship experiences and desire to be successful make Villanova students the next generation of Lilly Leaders.”

**– Heather Dotson Jackson
District Sales Manager, Eli Lilly**

Villanova School of Business



BRIAN UBALDI '07
B.S.B.A. in Finance
Investment Banking Analyst
Merrill Lynch

Villanova helped to make me a strong candidate for the Investment Banking Analyst program at Merrill Lynch. I was offered a full-time position after working at Merrill as a summer analyst. One of the most important qualities they were looking for was the desire to learn as much as possible. I believe that Villanova helped me develop this desire. Villanova has so much to offer, not only in the classroom but in all of the organizations and activities that students get involved with. Being presented with these great opportunities and being surrounded by motivated people helped me develop a passion for learning. This is a big part of the reason I was offered a job, and I believe it will help to make me a good analyst.

The education provided by the Villanova School of Business (VSB) is rigorous and relevant to the practice of global business. VSB students are challenged to achieve their potential through an integrated, dynamic curriculum. This curriculum merges fundamental business skills with social responsibility, and serves as a launching point for a fulfilling career.

“At VSB, we strive to infuse everything we do with a level of creativity and agility that mirrors the real world of global business. When we do this successfully, we prepare our students to effectively lead and contribute to global organizations. During their VSB experience, our students learn to think differently, and to view the world and its diverse cultures, organizations, and business challenges expansively and holistically.”

– James M. Danko
The Helen and William O'Toole Dean
Villanova School of Business



Villanova School of Business:

Average Starting Salary for Villanova '07 Grads:	\$51,700
National Average Starting Salary:	\$44,287

Career Choices

	2003	2004	2005	2006	2007
Employed	85%	85%	91.4%	90%	89.8%
Grad School	7%	11%	7.4%	6%	7.2%
PT Grad/PT Employed	3%	2%	.3%	.3%	1%
PT Employed	.2%	.3%	—	1%	—
Still Considering Employment	.5%	.5%	.6%	—	.5%
No Offers	4%	1%	.3%	2.4%	1.5%
Not Seeking Employment	—	.2%	—	.3%	—

Major Employers

AIG	Merrill Lynch
Bloomberg	Navigant Consulting
Citigroup	Opus Trading Fund
Comcast	PNC Bank
Credit Suisse	PricewaterhouseCoopers
Deloitte	Rolls-Royce
Deutsche Bank	Saks Fifth Avenue
Ernst & Young	SAP America
Estée Lauder	SEI Investments
Goldman Sachs	Towers Perrin
Grant Thornton	Vanguard
HSBC	
Huron Consulting	
Johnson & Johnson	
JPMorgan Chase	
KPMG	
Lehman Brothers	
Lilly Pulitzer	

Average Salary by Major

Accounting	\$52,148
Finance	53,338
MIS	56,700
Marketing	41,660
Management	46,558
Economics	51,562

“Villanova produces high caliber associates who perform well in our business environment. Graduates are high performing individuals who exhibit our organization’s values of excellence, teamwork and leadership.”

– **Alexa T. Hamill, Market Sourcing Leader**
PricewaterhouseCoopers

College of Engineering



ELIZABETH HARTNETT '07
B.S. in Mechanical Engineering
Stationary Reliability Engineer
Sunoco, Inc.

I am a stationary reliability engineer at Sunoco's Philadelphia refinery. Most of my days are spent assessing the efficiency of the existing systems or designing new ones. Villanova supported me at every step of the job search process. Career Services helped me draft and update my résumé, kept me informed about on-campus interviews, practiced interviewing techniques with me and honed my sense of professionalism for the working world. Villanova not only prepared me technically but also gave me the confidence to communicate my ideas clearly and succinctly. The four years I spent at Villanova helped me mature into an ethical engineer who builds trusting relationships with co-workers.

The College of Engineering, consistent with the mission of Villanova University, is dedicated to the education of engineers who are liberally educated, ethically motivated and technically competent. The College is fully committed to undergraduate and graduate education based on strong teaching, research, and scholarly activities in all of its departments, and strives to develop in students the desire to grow intellectually through the continual search for and use of knowledge, and the motivation to become active, articulate and socially aware citizens.

“Augustinian values are directly aligned with our vision for the unique role that Villanova engineers play in industry and society. Research pursued by our students seeks new truths about the world we live in through the development of new products, processes, materials and systems. Our graduates know that engineering is more than just technology; it is technology in the service of people.”

– Gary Gabriele, Ph.D.
Dean, College of Engineering



College of Engineering:

Average Starting Salary for Villanova '07 Grads:	\$53,936
National Average Starting Salary:	\$53,710

Career Choices

	2003	2004	2005	2006	2007
Employed	66%	73%	76.3%	77.6%	77.2%
Grad School	29%	23%	18.8%	20.6%	19.5%
PT Grad/PT Employed	1.5%	1%	1.8%	.6%	2%
PT Employed	.5%	—	—	—	—
Still Considering Employment	—	1%	—	—	—
No Offers	5%	1%	2.5%	1.2%	1.3%
Not Seeking Employment	.5%	1%	.6%	—	—

Major Employers

Agilent Technologies
Air Products & Chemicals
BASF
Boeing
Conti Enterprises
General Dynamics Electric Boat
Lockheed Martin
Merck & Co.
Pratt & Whitney
Raytheon Co.
Rohm & Haas
Sunoco, Inc.
Whiting-Turner

Top Graduate Schools

Clarkson University
Cornell University
Drexel University
Georgia Institute of Technology
Massachusetts Institute of Technology
Purdue University
Stanford University
University of California, Los Angeles
University of Delaware
University of Texas
University of Virginia
Villanova University

Average Salary by Major

Civil	\$50,882
Chemical	60,166
Computer	57,950
Electrical	52,025
Mechanical	51,024

“A Villanova graduate brings a high level of energy, professionalism and leadership talent, is knowledgeable in their field of study and is team oriented.”

— **Jean Joka, HR Administrator**
Turner Construction Company

College of Nursing



BECKY COYLE '07
B.S. in Nursing
Augustinian Volunteer
St. Vincent dePaul Village

I chose to volunteer because I knew I could use my nursing skills to help others less fortunate. The Augustinian Volunteer Program was ideal for me because it allowed me to help the poor in our country receive health care. My time here at the St. Vincent dePaul Village in San Diego, California, has already been the best experience of my life. I work as an RN in a free clinic that serves those living in our homeless shelter as well as those in the community without health insurance. Many of the residents greet me by first name, and I feel so blessed to be part of their recovery, and even part of their life. After this year of service, I plan to begin working at a hospital part time and starting my master's degree in nursing part time. I hope to become a family nurse practitioner.

The College of Nursing is a tangible expression of Villanova's mission, tradition and commitment to human service. As a major school of nursing under Catholic auspices, it carries responsibility for the education of nurses within the framework of Christian beliefs and values and the heritage of the Order of St. Augustine. It interprets nursing as a healing ministry as well as an applied science and practice discipline emanated by love and demonstrated through service and care of others regardless of race, ethnicity or religion—educating individuals for service to a diverse society.

“The College of Nursing promotes a climate for teaching and learning that supports the development of attitudes, behaviors, knowledge and skills necessary for success in the complex world of health care. The student's experience is a consequence of our intention to cultivate an understanding and appreciation for a diverse community and the importance of educating the heart as well as the mind.”

– M. Louise Fitzpatrick, Ed.D., R.N., FAAN
Connelly Endowed Dean and Professor
College of Nursing



College of Nursing:

Average Starting Salary for Villanova '07 Grads: \$55,101

National Average Starting Salary: \$45,045

Career Choices

	2003	2004	2005	2006	2007
Employed	97%	94%	97.6%	98%	96.1%
Grad School	3%	4%	1.2%	—	1.3%
PT Grad/PT Employed	—	1%	—	—	—
PT Employed	—	—	—	—	—
Still Considering Employment	—	1%	—	—	1.3%
No Offers	—	—	—	2%	1.3%
Not Seeking Employment	—	—	1.2%	—	—

Major Employers

Casa de Esperanza

Children's Hospital Boston

Children's Hospital of Philadelphia

Duke Medical Center

Georgetown University Hospital

Hershey Medical Center

Hospital of the University of Pennsylvania

Johns Hopkins University Medical Center

Lancaster General Hospital

Massachusetts General Hospital

Memorial Sloan-Kettering Cancer Center

Ministry of Health in Sultanate of Oman

Morgan Stanley Children's Hospital
of New York-Presbyterian

New York-Presbyterian Hospital

New York University Medical Center

San Francisco General Hospital

Sibley Memorial Hospital

St. Barnabas Medical Center

St. Joseph Worker Program

Thomas Jefferson University Hospital

U.S. Air Force

U.S. Navy

Yale-New Haven Hospital

"Villanova graduates have the well-rounded education that is needed in nursing today. They have the assessment, technical and interpersonal skills that together work well in caring for patients within the University of Pennsylvania Health System."

**– Barbara Mankey R.N.C., M.S.N., B.A.
Recruiter, University of Pennsylvania Health System**

CAREER SERVICES STAFF

NANCY DUDAK, Director

DAVID LEIBIG, Associate Director
Liaison to Sciences, Nursing & Athletics

JENNIFER WICKERSHAM, Assistant Director
Liaison to Arts & Multicultural Affairs

CAROL LLOYD, Assistant Director, Employer Services
Liaison to Villanova School of Business

KATHLEEN BRACKEN, Assistant Director, Systems & Marketing
Liaison to Alumni Affairs

JENNIFER BEALE, Career Counselor
Liaison to Engineering

MAUREEN PIOTTI, Coordinator for Employer Services

BETTY JANE CORNELL, Scheduling Coordinator

AIMÉE BLEVIN, Secretary



VILLANOVA
UNIVERSITY

Career Services, Corr Hall
800 Lancaster Avenue
Villanova, PA 19085

610.519.4060 • f: 610.519.7828
www.careers.villanova.edu